

# Training In Cybermissions Community Computer Centers – Cybermissions 103 Guide To The Course

The enrolment form and course details can be found at:

<http://www.cybermissions.org/training/>

Most of the course will take place in the Interaction Center at:

<http://www.cybermissions.org/interact/>

**Objective:** To encourage and equip Internet evangelists and cybermissionaries to work effectively and strategically in using the Internet to fulfill the Great Commission.

**Content:** This 6 week course covers:

1. The Digital Divide & Community Computer Centers
2. Designing Your Approach To Your Target Community
3. Networking & Using Thin-Client Technology
4. Things To Do, Practicalities, Check-Lists,
5. Finding Computers, Software and Funding
6. Maintenance And Security Issues Including "Safe Surfing" issues



**Instructors:** John Edmiston is the course coordinator. The course is meant to operate in a community-based adult-learning mode where we teach each other and where all real learning is due to the work of the Holy Spirit.(see Matthew 23:8).

**Organization:** Cybermissions.Org is a division of the Asian Internet Bible Institute (<http://www.aibi.ph>), which is a 501 (c) (3) non-profit organization based in Los Angeles California. The AIBI is a member of the Internet Evangelism Coalition.

**Who Can Enroll?:** Great Commission Christians over the age of 18. You must agree with the Nicene Creed.

**Educational Method:** Online classes, readings, forums and reflective journaling.

Each week's lesson shall consist of three readings plus six additional links to websites that illustrate the points in that lesson.

Students shall discuss the readings and links together in the class forum and personally reflect on the course in their journal.

The course facilitator shall simply prompt and guide the process of adult reflection.

Readings vs. Links - Readings are for in-depth discussion. Links are for quick scanning and browsing. We expect you to spend 20 minutes going through each reading and just five minutes looking quickly at each link. (Hint: Don't get bogged down with some of the links, which offer vast amounts of information - bookmark it and return to it later.)

**Time Commitment:** Around 4hrs a week depending on reading speed - 1 hour to read the 3 articles, 30 minutes to visit 6 links at 5 mins each, 30 mins to write in the forums, 30 minutes to write in the journal, 1 hour to work on the strategic plan for your ministry.

**Cost:** \$37.50 - There are two reasons for the cost:

a) Personal Motivation - people who donate tend to press on to complete the course and do the assessment while people who do it for free tend to stop half-way.

b) Gratitude - all those Scriptures about oxen threshing etc. This ministry costs around \$6500 a year to run in overheads alone. Your donations are a real help.

You can pay by [IKOBO](#) , [Paypal](#) or by cheque on a US bank

**Scholarships may be available for students in developing nations. Please email me at [johned@aibi.ph](mailto:johned@aibi.ph) to ask for a scholarship**

**Texts:** Print texts tend to be expensive or unavailable in many countries so we have deliberately not set a compulsory textbook. A lot of helpful material can be found on the Techmission website at <http://www.techmission.org>

### **Assessment:**

**Cybermissions 103** - A 2000 word (4 page) essay on the topic: *Detail the practical process for setting up an Internet cafe or community computer center for Christian outreach.*

This paper should draw on the readings and links that you examined during the course and demonstrate that you have mastered the course material. It would be good if it applied to an actual real-life situation (if possible).

**You will submit your assessment by email to [johned@aibi.ph](mailto:johned@aibi.ph)**

**Outcome:** You will also receive a Certificate of Completion from the AIBI. This is similar to in-service courses in the workplace.

### **ONLINE CLASSROOM**

- The [Interaction Center](#) is where your online classrooms are located and where you participate in forums, use a reflective journal or upload certain files. You will find links to these on the left-hand side of the relevant subject area.
- The **forums** are public discussion areas for each subject. They will have topics - and you are expected to contribute a reply/replies to the question being asked. The whole class can read the forum and so it becomes a place for Christian discussion and debate (in a spirit of mutual edification). Personal attacks ('flames') are not allowed.
- The **reflective journals** are for your personal reflection on the course material. Only you and the lecturer get to see what is written there. You can freely express yourself.

## Rules, Disclaimers etc

**By enrolling you acknowledge that you realize that the following activities are banned at both the AIBI and Cybermissions.Org:**



1. Unsolicited commercial e-mail or "spam". Multi-level marketing. Attempting to fund-raise from students or faculty.
2. Uploading viruses, exe files, pif files, pornographic material, music files or copyright material or sharing such files with fellow students.
3. Abusing, harassing or "flaming" other students or faculty.



The **AIBI or Cybermissions.Org** cannot be held responsible for the actions of third-parties such as other students or spammers or ISP's or those who post offensive material. If you notice such material on a forum or in a class-related email by all means bring it to our attention and we will check it out, and if necessary, remove it from the website.



## Using The Interaction Center / Doing The Course



1. Go to the Interaction Center then find Cybermissions 103, double click on the blue link - on the left you will see small yellow folder icons labeled – Week 1, Week 2 etc
2. Double click on the folder for the week you are studying.
3. In each folder you will see a number of readings (3 or 4) and about half a dozen recommended links.
4. Study the readings in-depth (20 minutes each); just browse the links and take notes (3-5 minutes each)
5. Open the Forum (Cybermissions Forum)
6. Comment on the readings and links in the Forum. If someone else has commented on that reading before you then post your comment as a "reply". This keeps all the comments on an article in one "thread" and it is much easier to follow the discussion.
7. Sometimes, with long comments, you can lose contact with the server (which times out) and your masterpiece will vanish into cyberspace. Therefore do your posts in a text processor (such as Notepad) or a word processor (such as WordPerfect or Word) then cut and paste the text to the Cybermissions forums. Remember to save your work to your hard-drive.
8. If you cut and paste from a Word document you can sometimes get "funny characters" appearing in emails or text based forums. To prevent this save as: "text with line breaks", close the file, re-open (it should look different and be in Courier font), then cut and paste.
9. You will also notice a Reflective Journal. You can use these for personal musings about the Cybermissions course.
10. If you have difficulties you can email me in [johned@aibi.ph](mailto:johned@aibi.ph) - if you do not get a response in 48 hrs then feel free to email me again as sometimes emails go astray.
11. If you get behind for some reason, or if you have to travel, then you can catch up. Just go back to the point where you were in the forums and add your comments. The forums will still be up for eight weeks after the course so you have 20 weeks in which to do the 12-lesson course. However you will get more from the inter-student discussions if you can keep up with the flow.
12. Please remember to pay the \$37.50 fee if you can afford to. The donation link is: <http://www.aibi.ph/aibi/donate.htm> and you can pay by credit card using Ikobo or Paypal, or by check. Make checks out to:  
AIBI-International, 514 E. Desford St. Carson CA 90745 USA



In the **Interaction Center** in week one you will see something like this (The illustration below is just an example - don't try clicking on the links here, they will only work in the Interaction Center):



  [Community Computer Centers & UPGs](#) - PowerPoint giving an overview of transformational community computer centers as a ministry platform to unreached people groups.  
[url](#)

  [Diagram](#) - Diagram of the transformational community computer center concept  
[url](#)

  [Digital Divide](#) - Wikipedia article on the Digital Divide  
[url](#)

  [Impact](#) - Brief list of the areas impacted by a transformational community computer center.  
[url](#)

  [Operational Statistics](#) - Statistics of a well-run transformational community computer center  
[url](#)

  [Process](#) - One page summary of the process of establishing a community computer center  
[url](#)

Click on the links and read the material

Then comment on what you have read in the FORUM

The FORUM is located on the left hand side and has an icon that looks like a small stack of books.

Click on the FORUM link and post a message about what you have read.

You will follow this procedure for all six weeks of this course.

**You will submit your assessment by email to [johned@aibi.ph](mailto:johned@aibi.ph)**

## Week 1 - The Digital Divide And Community Computer Centers

This week you will study the gap between those “with” computer technology and those without, and a means of addressing this through setting up a computer center. This week gives you an exciting overview of the area of using community computer centers in ministry!

This is focused on the “missionary” application in developing nations.

Questions:

- a) What are the needs of people in the developing world?
- b) How can a community computer center help address those needs?
- c) Can you envisage yourself setting up such a center and if so in what part of the world?

## Week 2 - Designing Your Approach To Your Target Community

How to set up a community computer center so that it meets the felt needs of the area that it is located in. Issues that you will need to consider include:

1. **Location** - clean and safe, bandwidth available?, near schools / business district, cost.
2. The **information technology needs** in the area. Do they need access to email, the Internet, VOIP /Skype, video chats with relatives etc.
3. **Training Needs** - what computer center classes should you offer? Word, Excel, PowerPoint, Internet, English, Web Page Design etc
4. Does the community have certain **cultural preferences** e.g for partitions between computers to ensure privacy?
5. When would be the **best time** of the year to commence? e.g just before school starts.
6. What are the **community expectations** of a computer center as regards price and bandwidth, speed and quality / convenience? How can you even exceed these expectations?
7. What are the **Strengths, Weaknesses, Opportunities and Threats** (SWOT analysis) regarding setting up a computer center in the community.
8. **Who do you have available** as friends, mentors, prayer partners and team members to help you set up a transformational community computer center?

We have given you a lot of help with planning tools, set-up guides and the like. One very important tool is the SWOT analysis. You need to take a hard and long look at the viability of your project before you commence it! Browse through these links and garner the information you need to make a wise strategic decision

Questions:

- a) Can you succeed? What are the major obstacles?
- b) If you succeed what will be the results?
- c) Will the project meet a genuine community need?
- d) Will the community appreciate it? Is it a real and genuine felt need for them?

### **Week 3 - Networking and Thin-Client Technology**

Most internet cafes are small networks of computers connected to a fast (DSL /broadband) Internet connection. You (or your technical guru) needs to be familiar with the basics of setting up a computer network.

Thin-client technology is a great way to use older, recycled computers as client computers in an Internet café. (You may not need it if your computers are all new). The old computers act as dumb terminals working off a single fast server. They do not even need to have hard drives! They can even run using Linux software thus saving you on Microsoft licensing fees!

Questions:

- a) What sort of network will you need?
- b) How many computers will you need to connect to the Internet? To each other?
- c) Will thin-client technology be useful for you?

### **Week 4 - Things To Do, Practicalities, Checklists etc.**

This week revolves around the **CTCNET manual** and the **Techmission Manual** both of which will give you all the tips and tricks you will need to setup your computer center.

Check: Who?  
What?  
When  
Where?  
Why?  
How?

Make lists of the things you will need.

Sit down with the others involved and try to make a through plan with all the details, for how you will setup your computer center.

### **Week 5 - Locating Computers, Software And Funding**

This continues the thoughts from week 4 and uses the same two main manuals. You will find ways to locate recycled computers and how to source grants and free and low cost software for your computer center.

Browse the manuals and locate the sections referring to funding, software and finding computers. Also read the links. Do all this with your mind "looking out" for what you can use to your advantage.

## Week 6 – Maintenance and Security

If you are running a Christian community computer center you do not want p\*rn on it! Filtering software can help you to run a clean and healthy computer center. Similarly you will need a firewall and anti-virus and anti-spyware software and know how to protect your computer from malicious hackers.

I have also included some material on basic computer maintenance so you can keep your units running and a link to the very useful missionarytechsupport website.

Some of these manuals are HUGE – just download them and keep them for your reference as needed.

Questions:

- 1) What security threats exist in your part of the world?
- 2) How can you keep your clients happy by having fast, safe and secure Internet access?
- 3) What are some of the key computer maintenance issues that you might face?

Ok that's all – now remember to send your assessment to me, by email – to [johned@aibi.ph](mailto:johned@aibi.ph)